

Next Door App Settings Configuration

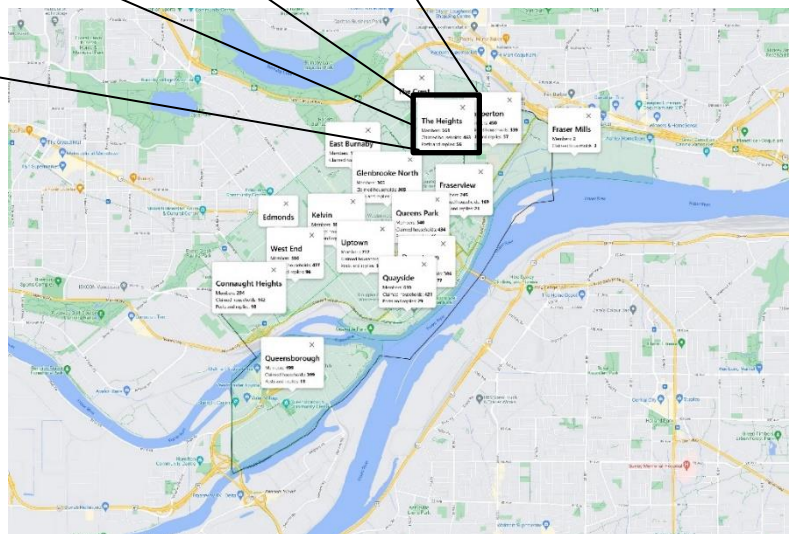


Nextdoor

Nextdoor is the world's largest social network for the neighbourhood. Nextdoor enables truly local conversations that empower neighbours to build stronger and safer communities. Nextdoor is made up of real people at real addresses. By requiring members to use their real name and verified address, Nextdoor creates trust and accountability. This encourages neighbours to be their best selves online, leads to healthier and productive dialogue and inspires neighbours to lend a helping hand.

Nextdoor allows NWPD to reach and engage with more residents in the right places to increase trust and reduce crime in their communities.

Below is the NWPD's 16 Neighbourhood Designations and Breakdown Overview

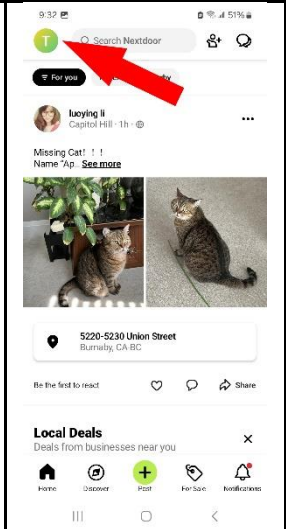
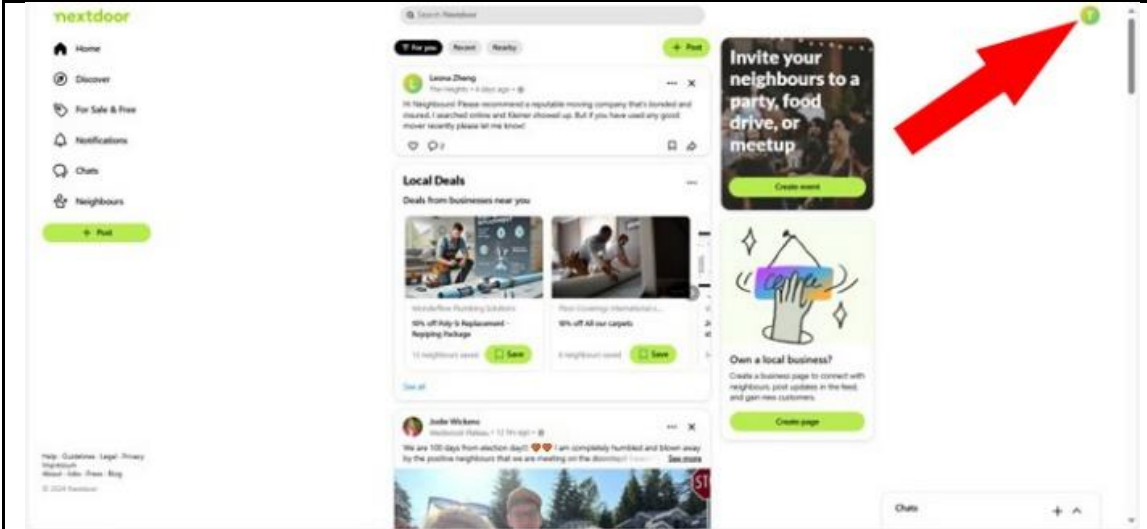


These Instruction are suggested notification settings which the New Westmisnter Police Department has shared with the intent to improve the notifiacion function of the Nextdoor App.

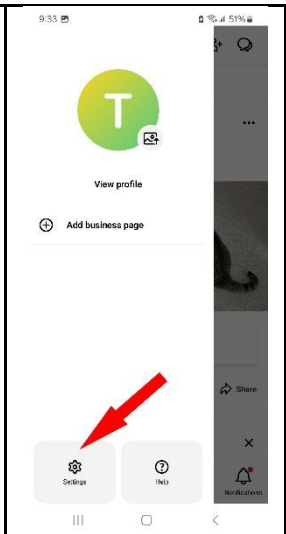
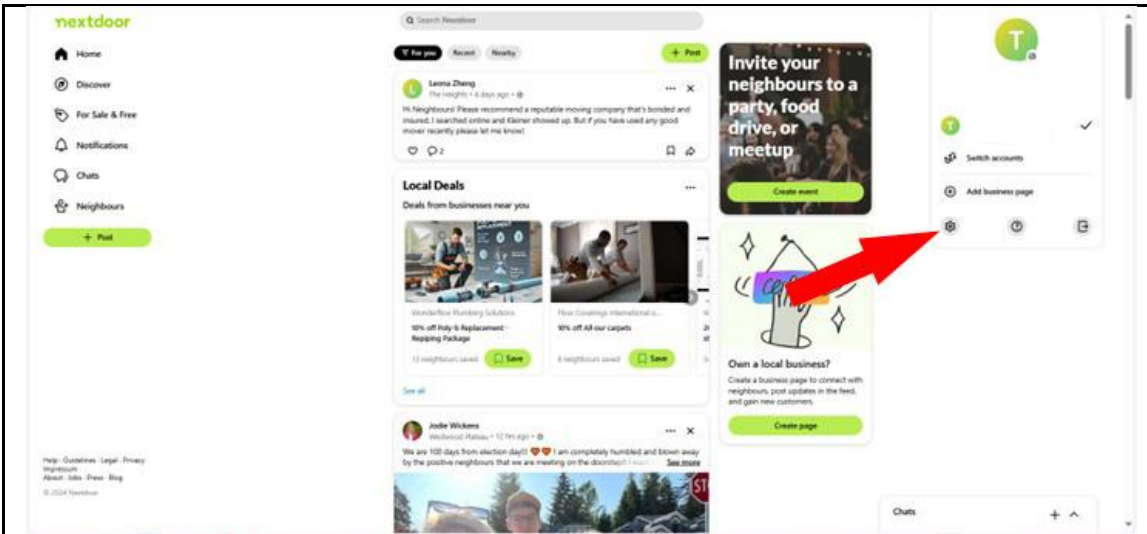
Use of this application is totally at the individual's discretion.

Desk Top

Cell Phone



From the home page of the application, select your profile as indicated by the red arrow



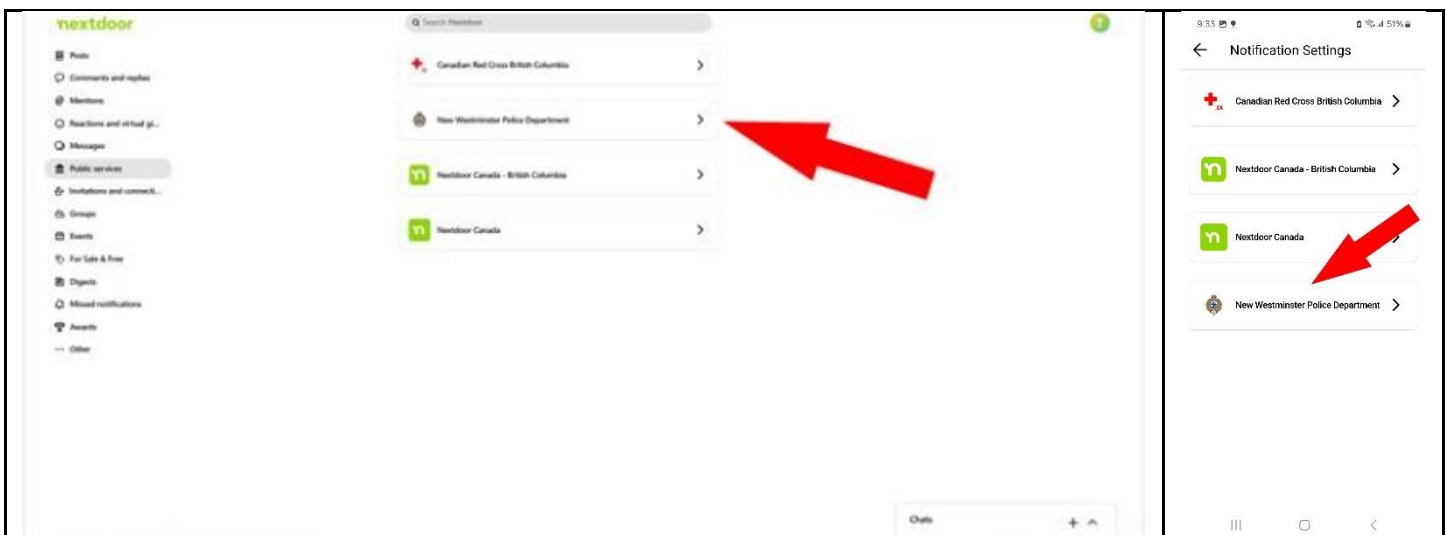
A pop up window will appear, select the **Settings** Wheel as indicated by the red arrow



The settings menu will appear, from the menu select *Notifications* as indicated by the red arrow



From the *Notifications* section you can toggle on and off which notifications you want sent to you and how. NWPD is listed under *Public Services*; click on *Public Services* as indicated by the red arrow





Consider allowing NWPD to send you notifications and if you have a cellphone, consider allowing them to send you emergency alerts via “push” notifications.

These will come through on your cellphone in an emergency along with important safety instructions.

Turn on the appropriate Radio Buttons indicated by the **red arrow**